



# SENTENCING SNAPSHOT

ISSUE 1—JULY 2020

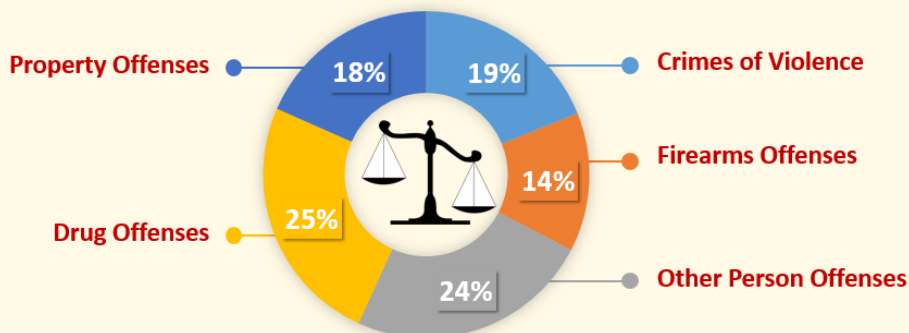


## IN THIS SNAPSHOT

- ❖ Characteristics of crimes of violence and firearms offenses
- ❖ Average sentences for common crimes of violence and firearms offenses

Methodology and offense-specific information for analyses in this report may be found on the [MSCCSP website](http://www.msccsp.org)

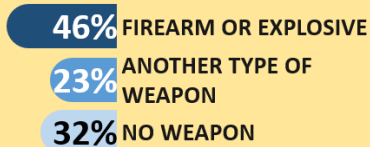
## CRIMES OF VIOLENCE AND FIREARMS OFFENSES IN MARYLAND CIRCUIT COURTS



### CALENDAR YEAR 2019

15,096 Total Criminal Offenses
2,827 Crimes of Violence
2,081 Firearms Offenses
3,656 Other Person Offenses
3,762 Drug Offenses
2,770 Property Offenses

## CHARACTERISTICS OF CRIMES OF VIOLENCE WEAPON PRESENCE



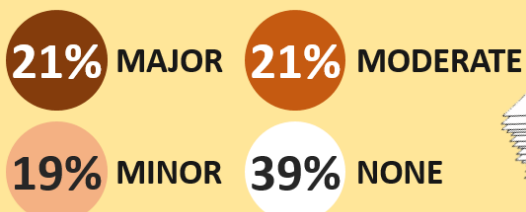
## VICTIM INJURY



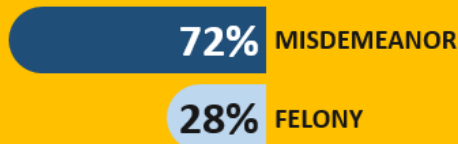
## SPECIAL VICTIM VULNERABILITY



## PRIOR ADULT CRIMINAL RECORD

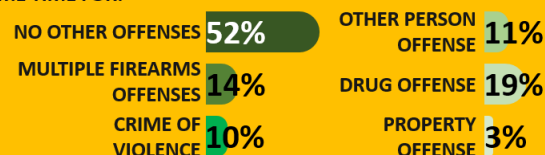


## CHARACTERISTICS OF FIREARMS OFFENSES CLASSIFICATION

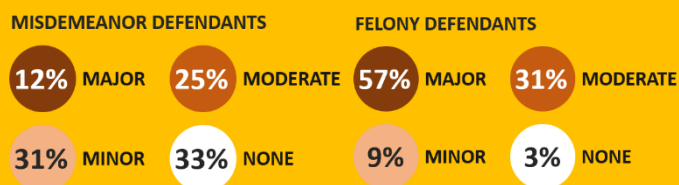


## ADDITIONAL OFFENSES

DEFENDANTS WERE CONVICTED AT THE SAME TIME FOR:



## PRIOR ADULT CRIMINAL RECORD

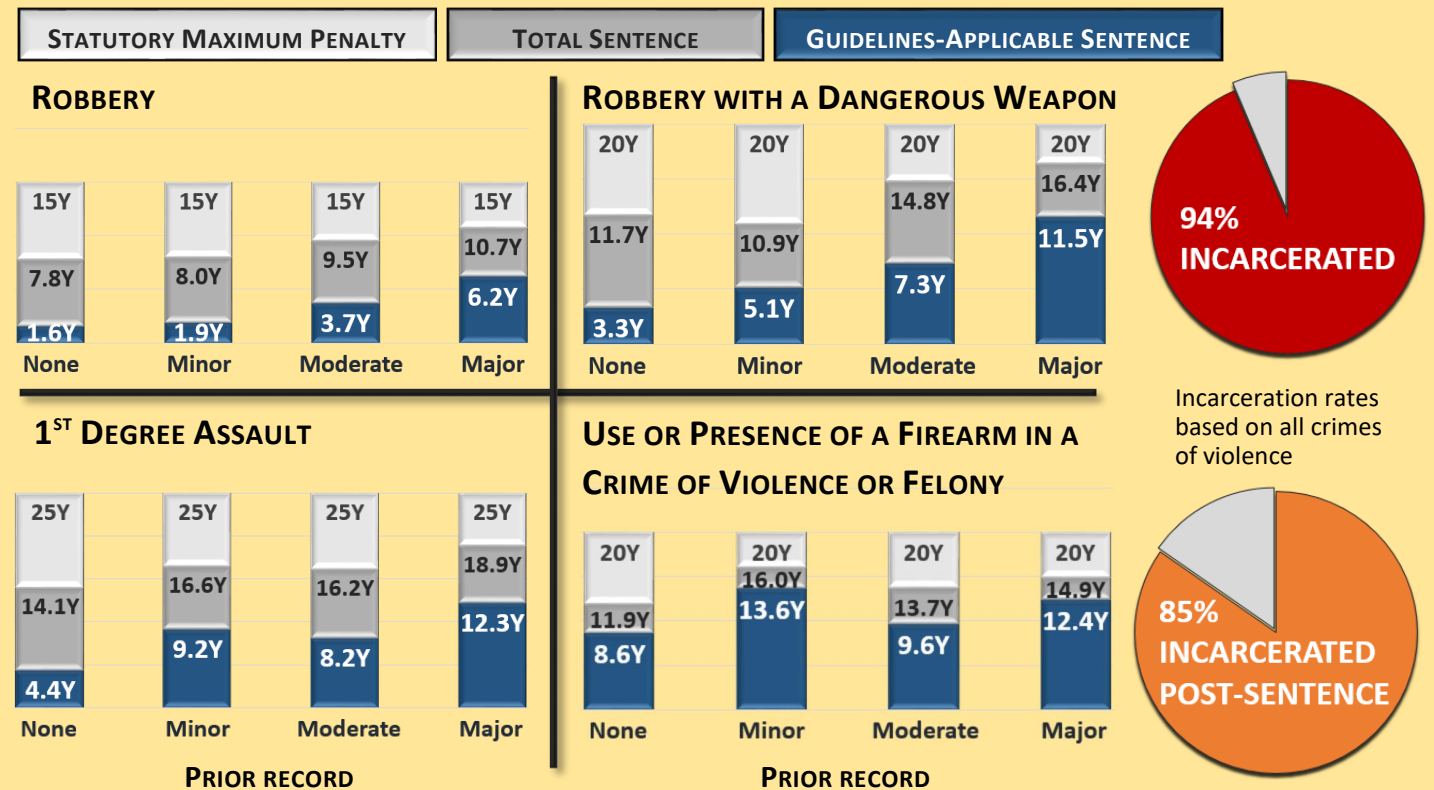




## AVERAGE SENTENCES FOR COMMON CRIMES OF VIOLENCE AND FIREARMS OFFENSES

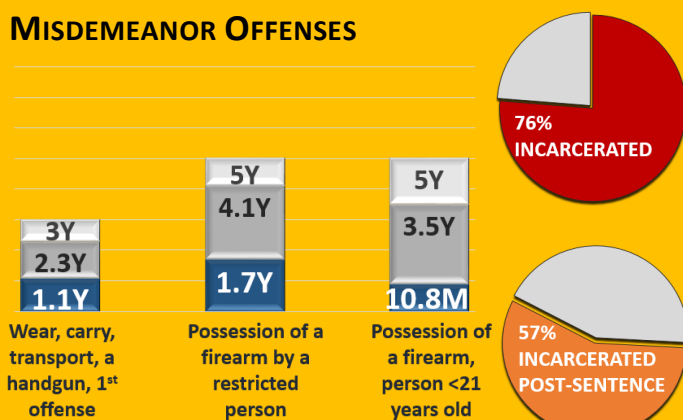
TERMS TO KNOW	
<b>Statutory Maximum Penalty</b>	Maximum term of incarceration allowed by Maryland law
<b>Total Sentence</b>	Includes jail/prison time, credit for time served, home detention, and suspended time
<b>Guidelines-Applicable Sentence</b>	Includes jail/prison time, credit for time served, and home detention Does <b>not</b> include suspended time
<b>Post-Sentence Incarceration</b>	Period of incarceration served after sentencing Does <b>not</b> include suspend all but time served sentences

### COMMON CRIMES OF VIOLENCE- AVERAGE SENTENCE BY PRIOR RECORD



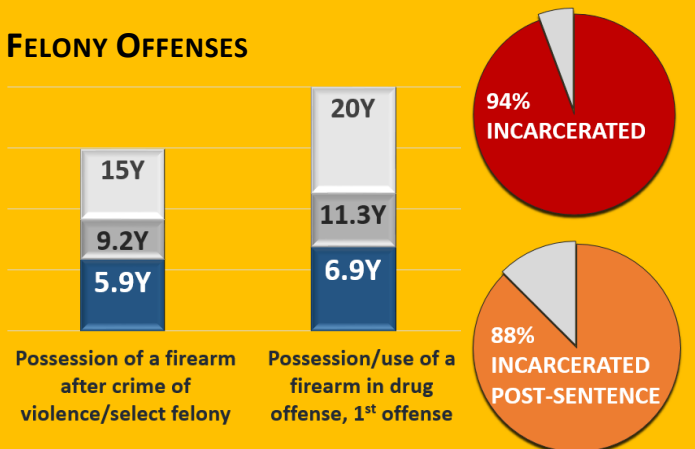
### COMMON FIREARMS OFFENSES- AVERAGE SENTENCE BY OFFENSE

#### MISDEMEANOR OFFENSES



Incarceration rates based on all misdemeanor offenses

#### FELONY OFFENSES



Incarceration rates based on all felony offenses